



Gigi Grand

Instructions

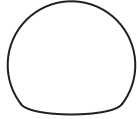
Rev 22

Your box should contain

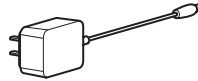
1x Gigi tall
body



1x Gigi tall
head

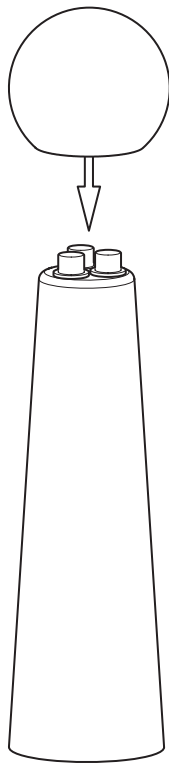


1x Power
supply

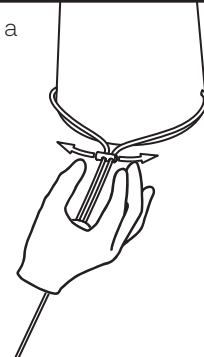


Unpack all components from the box and dispose of the packaging. Please recycle.

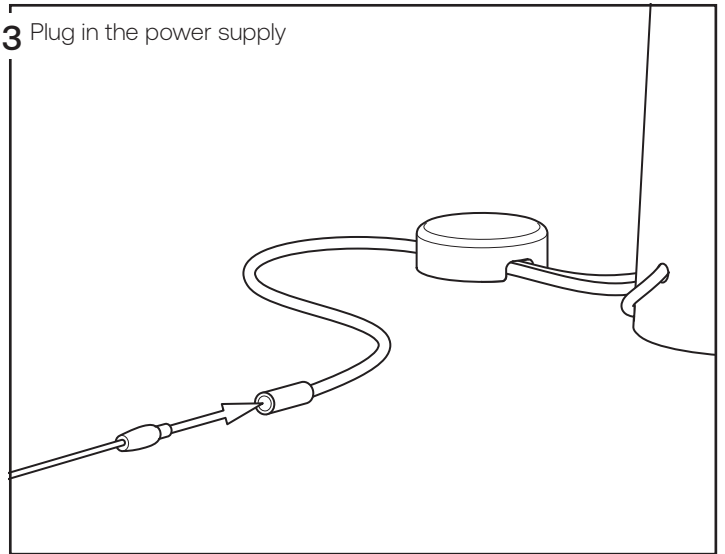
1 Place Gigi's head on his body



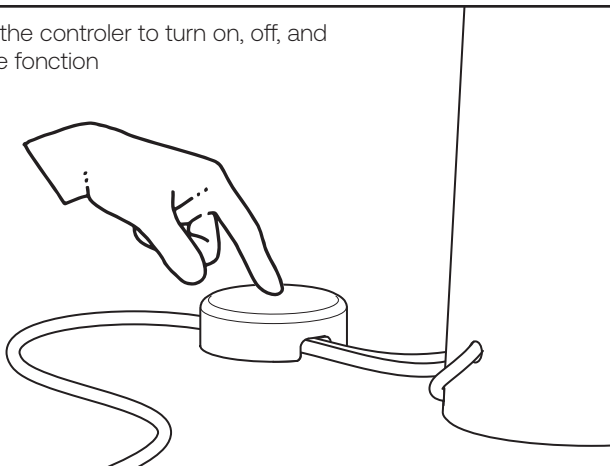
2 Adjust cord lock to have a pleasant cable bending



3 Plug in the power supply



4 Touch the controller to turn on, off, and change function



Tap	Fonction
Long press	Dim
1 tap	Turn On/Off
4 taps	Change color : 2200K, 2700K, 3000K, 3500K, and 4000K
5 taps	Activate Dim to warm