

Gigi Table

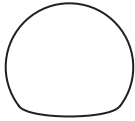
ASSEMBLY INSTRUCTIONS

YOUR BOX SHOULD CONTAIN

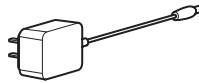
1x Gigi
body



1x Gigi
head




1x Power
supply

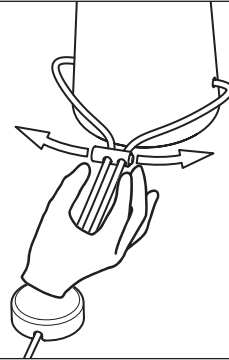


Unpack all components from the box and dispose of the packaging. Please recycle.

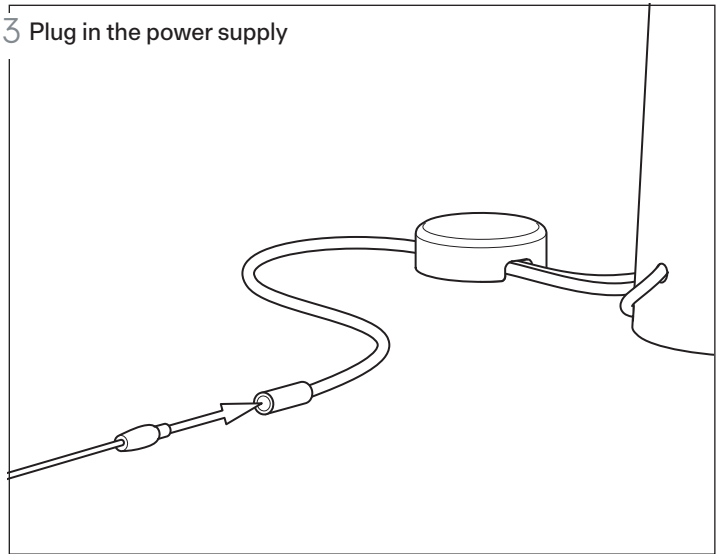
1 Place Gigi's head on his body



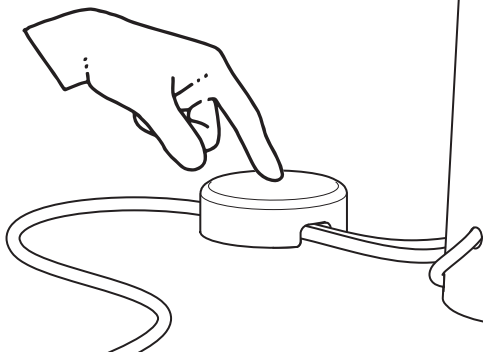
2 Adjust cord lock to have a pleasant cable bending



3 Plug in the power supply



4 Touch the controller to turn on, off, and change fonction



Tap	Fonction
Long press	Dim
1 tap	Turn On/Off
4 taps	Change color : 2200K, 2700K, 3000K, 3500K, and 4000K
5 taps	Activate Dim to warm